



MMPSD001

SCRIPT DEVELOPMENT

DEVELOP A SCRIPT

Competence

Learning Hours



50

RQF Level: 4

Credits: 5

Sector: ICT and Multimedia

Module Type: General

Curriculum: TVET Certificate IV in Multimedia Production

Copyright: © Rwanda TVET Board

Issued Date: May 2023

Purpose statement	At the end of this module, the trainees will be equipped with knowledge to Generate idea, develop treatment of the story, Write script						
Delivery modality	Training delivery			100%	Assessment		Total 100%
	Theoretical content			30%	Formative assessment	30%	50%
	Practical work:			70%		70%	
	● Group project and presentation	20%					
	● Individual project /Work	50%					
				Summative Assessment			50%

Elements of competence	Performance criteria
1. Generate idea	<p>1.1 Relevant idea are properly conceptualized according to the eligibility of the source</p> <p>1.2 Accurate story conflict are well constructed according to the film genre</p> <p>1.3 Concise logline and synopsis are properly constructed according to the intended story</p>
2. Develop treatment of the story	<p>2.1 Story treatment style is properly identified according to the narration techniques</p> <p>2.2 Characters profile is well constructed according to the character's role and scope</p>
3. Write a Script	<p>3.1 Script writing tools is properly applied based on script formats.</p> <p>3.2. Script writing techniques is properly applied based on screenplay writing principles.</p> <p>3.3 Scripts writing principles are properly applied based on screenplay writing techniques</p>

Knowledge, Skills, and Attitude

Knowledge	Skills	Attitude
<ul style="list-style-type: none"> ✓ Storytelling ✓ Screenwriting Format ✓ Genre Awareness ✓ Visual Writing ✓ Industry Knowledge ✓ Copyright and Legal ✓ Considerations 	<ul style="list-style-type: none"> ✓ Analytical skills ✓ Communication skills ✓ Computer skills ✓ Documentation skills ✓ Time management skills ✓ Reading comprehension ✓ Writing ✓ Active listening ✓ Critical thinking ✓ Speaking ✓ Time management ✓ Quality control Analysis ✓ Judgement and decision making ✓ System analysis ✓ Active learning ✓ Complex problem solving ✓ Social perceptiveness ✓ Coordination ✓ Persuasion ✓ Negotiation ✓ Monitoring ✓ Management of personal resources ✓ Learning strategies ✓ Service orientation ✓ System evaluation 	<ul style="list-style-type: none"> ✓ Action oriented ✓ Attentive ✓ Cooperative ✓ Courageous ✓ Decisive ✓ Faithful ✓ Flexible ✓ Goal oriented ✓ Honest ✓ Humble ✓ Innovative ✓ Observant ✓ Patient ✓ Polite ✓ Problem solving ✓ Punctual ✓ Responsible ✓ Self-confident ✓ Self-motivated ✓ Skilful

Course content

Learning outcomes

At the end of the module the learner will be able to:



















1. Generate idea
2. Develop treatment of the story
3. Write Script

Learning outcome 1: Generate idea

Learning hours: 10






Indicative content

- **Conceptualization of idea**
 - ✓ Description of sources of idea
 - ✚ Printed media
 - ✚ Internet
 - ✚ True story
- **Creation of a screen writing folio**
 - ✚ Note book
 - ✚ Journals
 - ✚ Books
 - ✚ Sketches
 - ✚ Photos
 - ✚ Research note
- **Identification of factors to idea selection**
 - ✚ Writer's interest
 - ✚ Actuality
 - ✚ Art market

- **Construction of story conflict**
 - ✓ Introduction to story conflict
 -  Role of conflict
 -  Types of Conflict
 - ✓ Creation of story conflict
 -  Conflict with self
 -  Conflict with others
 -  Conflict with fate/god
 -  Conflict with society/Nature
 -  Conflict with technology
- **Development of story conflict**
 -  Flat conflict
 -  Dynamic conflict
 -  Complex conflict
- **Construction of logline and synopsis**
 - ✓ Introduction to story log line
 -  Definition
 -  Length
 -  Characteristics
 -  Use
- **Writing a story logline**
 -  Elements
 -  Techniques
- **Writing a story synopsis**
 -  Elements
 -  Techniques


Resources required for the learning outcome

Equipment	Flipcharts stand, training room, projector, computer
Materials	Paper, pen, internet, markers, flipcharts, notebook
Tools	Script writing software Celtx, Final Draft, WriterDuet, Scrivener, Trelby, Google Docs, Highland, Fade In
Facilitation techniques & learning activities	<ul style="list-style-type: none"> • Trainer guided practice • Group discussion • Brainstorming
Formative assessment methods	<ul style="list-style-type: none"> • Written assessment • Oral presentation • Performance assessment

Learning outcome 2:Develop Story Treatment	Learning hours: 15
Indicative content	
<ul style="list-style-type: none"> • Identification of story treatment structure <ul style="list-style-type: none"> ✓ Introduction of story treatment ✓ Classification of narrative styles <ul style="list-style-type: none">  Linear narration  Nonlinear narrative  Interactive narration ✓ Techniques of developing treatment • Construction of character's profile <ul style="list-style-type: none"> ✓ Introduction to fiction and nonfiction characterization <ul style="list-style-type: none">  Direct Characterization  Indirect characterization 	

 Fictional and non-fictional characters

✓ Categorization of characters

 Major characters

 Minor characters


 Supporting characters


✓ Identification of characters

 Central character

 Peripheral character

 Dynamic character


 Flat character

 Static character

 Stock character

 Symbolic character

✓ Construction of character's scope

 Character's physical dimension











 Character's Social dimension

 Character's Psychological dimension

Resources required for the indicative content

Equipment	- Flipcharts stand, training room, projector, computer
Materials	Paper, pen, internet, markers, flipcharts, notebook
Tools	Script writing software Celtx, Final Draft, WriterDuet, Scrivener, Trelby, Google Docs, Highland, Fade In
Facilitation techniques	• Trainer guided practice

& learning activities	<ul style="list-style-type: none"> • Group discussion • Brainstorming
Formative assessment methods	<ul style="list-style-type: none"> • Written assessment • Oral presentation • Performance assessment

Learning outcome 3: Write a script	Learning hours: 25
Indicative content	
<ul style="list-style-type: none"> • Application of screenplay writing tools <ul style="list-style-type: none"> ✓ Identifying script writing tools <ul style="list-style-type: none">  Celtx  Final draft  Movie magic  Scrivener  Kit scenarist  Fade in  Writer duel ✓ Script elements <ul style="list-style-type: none">  FADE IN  Scene Heading  Action  Character's name  Dialog  Parenthetical action  Transition  Text  Shot ✓ Using Writing format <ul style="list-style-type: none">  One column format  Two column format 	

✚ Linear structure

✚ Holistic view

- **Application of screenplay writing techniques**

✚ Three-act structure

✚ Character development

✚ Visual story telling

✚ Conflicts and tension

✚ Dialogue

✚ Show, don't tell

✚ Pacing

✚ Structure and formatting

- **Introduction to central dramatic problem**

✓ Special story mechanism

✓ Obstacles and dilemmas

✓ Complications

- **Introduction of Plot**

✓ Chronology of the plot

✓ Organizing your chronology

✓ Plot logic

✓ Circular and nonlinear chronology

✚ Story organization

✚ Coherent

✚ Use unity of space and time

✚ Location and settings

✚ Montage

✚ Flashbacks and Flash-forwards

✚ Parallel action

- **Driven by Premises**

✚ Reflect Central concept

✚ Identify your premise







✚ Reverse of fortune

✚ Strong emotion

✚ Conviction

 Metamorphosis themes

- **Application of screenplay writing principles**

-  Clear goals and stakes
-  Conflict and obstacles
-  Emotional engagement
-  Character arcs
-  Unity of theme
-  Visual and dramatic

Resources required for the indicative content

Equipment	Flipcharts stand, training room, projector, computer
Materials	paper, pen, internet, markers, flipcharts, notebook
Tools	Script writing software Celtx, Final Draft, writerduet, Scrivener, Trelby, Google Docs, Highland, Fade In
Facilitation techniques & learning activities	<ul style="list-style-type: none">• Trainer guided practice• Group discussion• Brainstorming
Formative assessment methods	<ul style="list-style-type: none">• Written assessment• Oral presentation• Performance assessment

References:

1. Houston, Stephen D. (ed.), The First Writing: Script Invention as History and Process (Cambridge: Cambridge University Press, 2004); includes Jerrold S. Cooper, 'Babylonian beginnings: the origin of the cuneiform writing system in comparative perspective'
2. Martinez, Ma. del Carmen Rodriguez et al., 'Oldest writing in the New World', Science, 313 (Brigham Young University 15 September 2006): 1610–14 (and follow-up letter in Science, 315 (9 March 2007): 1365–6)
3. Daniels, Peter T. and William Bright (eds.), The World's Writing Systems (New York: Oxford University Press, 1996)

4. De Francis, John, Visible Speech: The Diverse Oneness of Writing Systems (Honolulu: University of Hawaii Press, 1989)
5. Nissen, Hans J., Peter Damerow, and Robert K. Englund, Archaic Book keeping: Writing and Techniques of Economic Administration in the Ancient Near East (Chicago: University of Chicago Press, 1993)
6. Postgate, Nicholas, Tao Wang, and Toby Wilkinson, 'The evidence for early writing: utilitarian or ceremonial?'(Cambridge University Press, 02 January 2015)
7. Robinson, Andrew, The Story of Writing: Alphabets, Hieroglyphs and Pictograms, rev. edn. (London: Thames & Hudson, 2007)
8. Schmandt-Besserat, Denise, Before Writing: From Counting to Cuneiform (Austin: University of Texas Press, 1992)
9. Source: David.T, Kristin T(2008) Film Arts. University of Wisconsin. New York: Lisa Detrhidge (2003) Writing your screenplay. National Library of Australia. Sydney
10. Gress, Jon (2015). Visual effects and compositing. Francisco: New Riders. Retrieved 21 February 2017
11. John Hart. (2008), The Art of the Storyboard. Heidelberg, London. Published by Elsevier